



AESCULAP® Bulldog Clips

AESCULAP® Bulldog Clips



These Bulldog Clips, which can be applied laparoscopically, are used for intraoperative occlusion, and are therefore also called temporary clips.

Particularly for laparoscopic Bulldog Clips, easy clip removal is of utmost importance. In partial nephrectomy, for instance, the blood supply to the entire kidney is interrupted during the resection procedure. In order to avoid damage to the kidney, the period of ischaemia should be kept as short as possible. For this reason, easy handling of the Bulldog Clips is extremely important.

Advantages of Bulldog Clips over laparoscopic clamps:

- The throw-off Bulldog Clip does not block any trocar access during application, since the application forceps can be withdrawn after the clip has been applied.
- The occluded vessel or organ can be brought into a favourable position for the relevant stage of the operation.

Special features of AESCULAP® Bulldog Clips:

- Easy clip application and removal
- Large portfolio with eight Bulldog Clips and one intestinal clip
- The Bulldog Clips are available as venous clips (reduced closing force) and arterial clips, as required
- The defined closing force is marked on each clip
- Bulldog Clips are provided with atraumatic De BAKEY serrations
- Choice of application and removal forceps for either straight or angled clip application


AESCULAP® Bulldog Clips

Applier / Removal forceps



Art. No.	Description	Diam.	Shaft length
----------	-------------	-------	--------------



PL530R	Applier / Removal forceps for intestinal clip and Bulldog Clips, clip can be angled	12.5 mm	350 mm
--------	---	---------	--------



PL531R	Applier / Removal forceps for intestinal clip and Bulldog Clips, clip cannot be angled	12.5 mm	350 mm
--------	--	---------	--------



Spare Parts

	Description	
PL664200	Rotation knob for laparoscopic clip appliers	
EJ751251	Sealing cap, PAK = 20 pcs.	

AESCULAP® Bulldog Clips

Clips



PL541S



PL542S





PL543S






PL544S



Intestinal Clip

Art. No.	Closing force	Jaws length	Jaws shape	Colour coding	
PL541S	3.94 N	70 mm	straight	gold	Atraumatic intestinal clip according to Meyer, for temporary occlusion of the jejunum and colon. Two clips can be applied towards one another if necessary.
 					

Atraumatic Bulldog Clips (temporary) with De BAKEY serrations

Art. No.	Closing force	Jaws length	Jaws shape	Colour coding	
PL542S	2.45 N	25 mm	straight	gold	Venous Bulldog Clips with reduced closing force are marked at the end (gold).
PL543S	2.94 N	45 mm	straight	gold	
PL544S	3.43 N	25 mm	straight	–	
PL545S	4.41 N	45 mm	straight	–	
					
PL546S	2.45 N	25 mm	curved	gold	
PL547S	2.94 N	45 mm	curved	gold	
PL548S	3.43 N	25 mm	curved	–	
PL549S	4.41 N	45 mm	curved	–	
					

PL545S



PL546S



PL547S



PL548S



PL549S



AESCULAP[®] – a B. Braun brand

Aesculap AG | Am Aesculap-Platz | 78532 Tuttlingen | Germany
Phone +49 7461 95-0 | www.bbraun.com

The main product trademark "Aesculap" is a registered trademark of Aesculap AG. Subject to technical changes. All rights reserved. This brochure may only be used for the exclusive purpose of obtaining information about our products. Reproduction in any form partial or otherwise is not permitted.